



SPCA Serving Erie County
Girl Scout Patch Program

Leader's Guide

Brownie Level Requirement




SPCA Serving Erie County
300 Harlem Road
West Seneca, NY 14224
(716) 875-7360 ext.234
KatherineG@yourspca.org
YourSPCA.org




Girl Scout Patch Program Description

The Girl Scout Patch Program consists of three levels: Daisy, Brownie, and Junior. At each level, girls do a variety of age-appropriate activities that teach them about being responsible animal advocates.

In order for the girls to earn the SPCA patches, the following must occur:

 The girls must complete three out of the six activities before coming for the tour.

- Activity 1: Pet Responsibility
- Activity 2: Wish List
- Activity 3: Meet a Pet
- Activity 4: Make a Toy for a Shelter Pet
- Activity 5: Paws and Pennies
- Activity 6: Humane Poster and Story Writing Contest

 The troop leader should completely fill out the *Patch Program Evaluation Form* and turn it by the end of the tour.

Tour Information and Scheduling

The program includes a special tour of our facility, including the dog kennels, the cat room, the small animals, and the Educational Farm.

Tours are offered Tuesdays and Thursdays at 6pm and last approximately 45 minutes.

There is a minimum of 6 and maximum of 20 Brownies needed for a tour.

Cost per girl is \$8.00, troop leaders are free and extra adults and family members are \$2.00 each. Cash, credit card, or checks (made payable to SPCA Serving Erie County) are accepted.

To schedule a tour, e-mail KatherineG@yoursPCA.org or call 716-875-7360 ext. 234. Please call at least one month in advance to schedule tours.



Leaders: Please review the following information with your troop before introducing the activities:

What is the SPCA Serving Erie County?

The mission of the SPCA is to create a caring and kind community that encourages the fair and humane treatment of all creatures. Our knowledgeable, caring, and open-minded team of staff and volunteers achieves that mission through proactive efforts to address the current status of animals in our community, education of adults and children, rescue and sheltering of animals in need, and placement of animals into appropriate homes.

The SPCA does not receive any funding from the county, city, state, or federal governments. We do not receive tax dollars of any kind. We are only able to assist the people and pets in need thanks to donations. The SPCA cares for approximately 14,000 animals each year through programs that include adoptions, admissions, animal rescues, animal emergency transports, stray lost and found services, animal cruelty investigations and seizures, care for wildlife, reptiles, exotics, and farm animals, and much more.

**Activity 1
Pet Responsibility**

Pets are a great addition to a family. Although sometimes, not everyone has the time, space or money for a pet like a dog or cat. Do some research and find out what is needed for different kinds of pets. What pet would be a good fit for your family?

Choose a pet from each column:

Large	Small	Exotic
Dog Cat Rabbit	Hamster Rat Guinea Pig	Gold Fish Bearded Dragon Parakeet

Go to the SPCA's Petique, your local pet store, or "shop" online to see what is needed for each pet to have a happy and healthy home.



The pet I choose is a

What items does your pet need?

Item	Cost
Crate, cage, or tank	
Food	
Collar: Yes/No	
Leash: Yes/No	
Food bowls	
Litter and litter box: Yes/No	
Brush: Yes/ No	
Heat rock: Yes/ No	
Vet visit	
Flea medication: Yes/No	
Toys: Yes/No	
Scratching post: Yes/ No	
Exercise wheel: Yes/No	
Bedding: Yes/ No	
Treats	
Other	
	Total:

How much space does this pet need?

What kind of human contact does he/she need?



Activity 2

Collect Donation Items from Our Wish List

<http://yoursPCA.org/donate/our-wish-list/>

Ask your parents, friends, and neighbors to donate one or more items from our list, something that helps us care for the animals and then bring the items you collected with you when you come for your tour.

Activity 3

Meet a Pet

Find someone who has a pet, either another girl in your troop, a leader, or a family member or friend and see if they can bring the animal to your troop meeting. If you don't know anyone who has an animal that is friendly and comfortable in new situations, you could invite one of the SPCA's Paws for Love animals and owners to attend. Find out more at: <http://yoursPCA.org/what-we-do/paws-for-love/>

In preparation for your visit, have the girls come up with questions for the owner and review and practice "finding your calm". Things they might ask include: What kind of pet they have, how they care for their pet each day, how much it costs to care for their pet, how often they take it to the vet, what kind of spaces the pet uses in their home, how much time it takes them to care for the animal, or how it gets along with other animals and/or family members.

Finding Your Calm

Practice finding your calm by taking three slow deep breaths.

1. On the first breath, notice your body. Are you sitting or standing? Do you feel the ground under your feet or a chair under your body?
2. On the second breath, quiet your body. Quiet your hands, your mouth, your feet, and keep everything relaxed and still.
3. On the third breath, just breathe. Slowly, quietly, in and out and enjoy the relaxed feeling you have. Sometimes it helps to close your eyes.

Guidelines for Safety in the Presence of Animals

- If asking questions, girls should raise their hands and wait to be called on one at a time.
- Everyone should stay seated unless the animal's owner invites them to come for a closer look.
- If you would like to meet the animal, ask the owner first.
- Running, shouting, or waving your arms are never appropriate around animals.
- If a strange animal approaches you and makes you uncomfortable, cross your arms and freeze.

Activity 4

Make a Toy for a Shelter Pet

There are a number of service projects that you may do as a troop to help both the animals in the shelter. Pick a toy from the following or pick all the toys. It's fun to make and it's fun for the animals to play with! ***No catnip in the toys please***

Fleece Braided Tug Toy

What do you need?

- Fleece
- Scissors

Steps:

1. Cut 3 strips of fleece 3" x 3' or 4'
2. Line up the fleece strips and tie a tight knot about 3" from one end.
3. Have someone hold the knotted end and tightly braid the fleece strips together.
4. Tie a tight knot at the end of the braid.



Sock and Water Bottle Toy

Dogs love the crinkle noise that the water bottle makes!

What do you need?

- Long socks
- Empty water bottles
- Scissors

Steps:

1. Remove caps and plastic rings from water bottles.
2. Insert water bottle into sock.
3. Center water bottle in sock and cut off toe.
4. Tie knots in the ends of the sock close to the water bottle.



Octopus Dog Toy

What do you need?

- Ball (tennis ball or squeaky ball)
- ½ yard of fabric (an old shirt works too!)
- Ribbon
- Scissors

Steps:

1. Cut your fabric into two strips about 6" x 14"
2. Fold fabric strips in half and wrap around the ball. Tie the ribbon tight and close to the ball after wrapping it around the fabric several times.
3. Cut the tail of the fabric into strips about 2" wide then take three strands at a time and make a tight braid.
4. Tie knots at the end of the braids.



Timothy Hay Filled Toilet Paper Roll

What do you need?

- Empty toilet paper rolls
- Timothy hay

Steps:

1. Purchase timothy hay from an area pet store.
2. Get toilet paper rolls.
3. Stuff timothy hay in toilet paper rolls.



Toilet Paper Tube Cat Toys

What do you need?

- Empty toilet paper rolls
- Scissors

Steps:


1. Mark four, 1/4-inch (or finger-width) marks on the side of the cardboard roll.
2. Use the scissors to cut each ring.
3. Insert the first ring into the second ring, then continue with the third and fourth, until you've formed a ball.



Activity 5 **Paws and Pennies**

The SPCA Serving Erie County does not receive any funding from the county, city, state, or federal governments. The SPCA is a local humane society, not financially supported by, or a part of, any other local or national animal welfare group. The SPCA Serving Erie County depends on donations and the generosity of our community to care for the animals that come to us.

Organize a Penny Drive in your school, neighborhood, church, etc. Although it may not seem like a lot, all of that change really adds up! The money you collect will help to purchase food, medicine, and other supplies to support the animals and to make sure they are happy, healthy, and safe during their stay at the SPCA!





Activity 6 Humane Poster and Story Writing Contest

COMPANIONS WITH COMPASSION

What: Each year students throughout Erie County are invited to create a poster or write a short story portraying part of the SPCA Serving Erie County’s mission.

Who: Contest is open to students in kindergarten through 12th grade. Residents of Erie County are invited to enter the 2018 Poster & Story Contest, open October through December.

How: Choose either a poster OR a story. One submission per student. Entry must be the student’s original idea. All agencies and individuals are encouraged to enter!

Division Levels by Grade:

- Division 1: Grades 1-3
- Division 2: Grades 4-6
- Division 3: Grades 7-8
- Division 4: Grades 9-12*



Division 5: Special Education

- A. Primary (Grades 1-4)
- B. Intermediate (Grades 5-8)
- C. Secondary (Grades 9-12)

Poster & Story Contest Prizes: All winners will receive a personalized medal and an invitation to an awards celebration. Each division will receive:

First Place: \$30 Gift Card

Second Place: \$20 Gift Card

Third Place: \$15 Gift Card

Nomination Awards:

The Judy Silver Humane Educator of the Year

Award for an adult leader.



The Ambassador of Kindness Award

Award for a young individual.



***What’s NEW:** For this division, digital art entries will be accepted in addition to paper poster submissions!

For more information: Visit the Humane Education Department online at YourSPCA.org or contact Danielle Talbot at daniellet@yoursPCA.org or 716-875-7360 ext. 245.



Evaluation Form Brownie Level

Troop Number: _____ Troop Leader's Name: _____

1. Which 3 activities did your troop complete?

- a.
- b.
- c.

2. What was their favorite activity and why?

3. Would you be interested in attending an all-inclusive patch workshop for several hours on a weekend where girls would complete all requirements at the SPCA?

Yes No (circle one)

Why or Why not?

4. Do you have any suggestions for improving our patch program at the SPCA Serving Erie County?

5. Will you do the Junior Patch Program when your girls are old enough?

Yes No (circle one)

Why or Why not?

6. How did you hear about our Patch Program? (circle one)

Website Word of Mouth Other _____

Please turn in your evaluation form and payment to receive your patches.